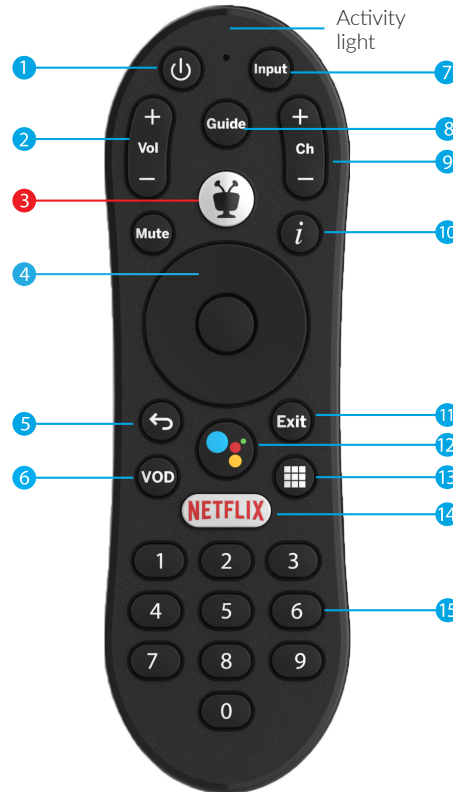


REMOTE CONTROL

- 1 POWER turns off both the television and the TiVo device.
- 2 VOL and MUTE control the TV audio.
- 3 The TiVo button takes you to the Home screen.
- 4 While navigating the TiVo menus, press UP, DOWN, LEFT, or RIGHT to move around, and press the center button (OK) to choose menu items. While watching video, press OK to pause the show and bring up the Info banner; press it again to resume. Use LEFT and RIGHT to rewind and fast-forward up to three times for three speeds. In live TV, press UP for the mini guide or DOWN to see the Home screen menu and SmartBar.
- 5 BACK starts full-screen video on the Home screen, and goes back to the previous screen on other menu screens.
- 6 Press VOD to go directly to the video on demand library.





- 7 Use INPUT to change your video source (TiVo box, DVD player, etc).
- 8 GUIDE takes you to the on-screen program guide.
- 9 Use CHANNEL UP/DOWN to change the channel or move quickly through lists and the guide.
- 10 "i" (Info) brings up the full Info banner while watching a show, and opens an Info card when pressed on a tile in the SmartBar and What to Watch.
- 11 Use EXIT to close certain apps.
- 12 Press the Google Assistant button to issue voice commands.
- 13 Press the grid button to jump to the Apps & Games screen
- 14 Press the NETFLIX button to launch Netflix.
- 15 Use the NUMBER BUTTONS to directly enter channel numbers.


REMOTE CONTROL ESSENTIALS

PAIRING

To control your TiVo box with your voice, you must use a TiVo voice remote that is paired correctly with your TiVo box. Usually, the remote is paired when you insert the batteries, but if you are having trouble using voice commands, you may need to re-pair it.

1. Press and hold the TiVo button  and BACK button  simultaneously until the activity light at the top of the remote illuminates.
2. Release the buttons. The activity light will flash slowly, then flash quickly five times.

VOICE COMMANDS

To issue a voice command, press the Google Assistant button  and speak naturally into the remote. You'll see results from Google, with additional results from the TiVo service.


Here are some things you can do with voice:

- Search or browse: "Find Modern Family" or "Show me some action movies."

HINT: Add on to your initial command to get more specific. For example, after the command, "Show me some action movies," you could add "Just the ones with Bruce Willis."

- Launch an app: "Launch Netflix."
- Go to a TiVo menu screen: "Take me home" or "Show me the Guide."

TIPS & TRICKS

Press the TiVo button  once to go to the Home screen, or twice to **go to the My Shows list**—your list of available shows.

While watching live TV or a recorded show, use your remote to bring up QuickView panels. UP shows you a mini guide; DOWN displays the SmartBar and Home menu.

Channel Up/Down does more than change the channel—it also **pages up or down through lists** of shows or menu items.