

## Getting Started Guide

# Interactive Program Guide


with Picture



# Viewing in High Definition TV

Allows you to view programs in HDTV (High-Definition Television). If you have an HDTV and an HD-capable set-top box, follow the procedures below to customize your settings.

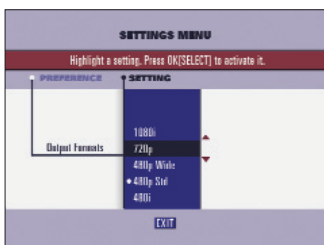
## View in HDTV



If you have HDTV and an HDTV-capable set-top box, you will see HD video on your HDTV channels.

If you have an HD converter with a non-HD cable box, you may see the screen to the left. Press **EXIT** to view.

## Customizing Output Formats

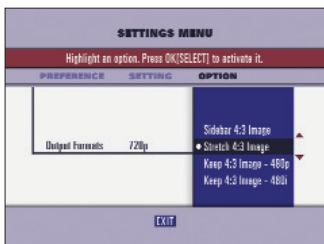


Televisions may have different output capabilities. This setting should match the output format that is compatible with your TV.

### Change Output Formats

Press **MENU** until the Settings Menu displays. Use **▲** or **▼** to highlight your Output Formats preference. Press **▶** to move to the Settings column to display the formats. Press **▲** or **▼** to highlight the desired format and follow the on-screen instructions.

## Customizing the Aspect Ratio



The aspect ratio setting changes the way that standard definition video appears on an HD television.

### Change the Aspect Ratio

Press **MENU** until the Settings Menu displays. Highlight Output Formats and press **▶** two times. Using **▲** or **▼**, highlight your preferred option. Press **SELECT/OK** and follow the on-screen instructions.

RCN Interactive Program Guide (with Pictures), Getting Started Guide

© 2005 Aptiv Digital, Inc. All rights reserved.

This document, as well as the software described in it, is furnished under license and may only be used or copied in accordance with the terms of such license. The information in this document is provided for informational use only, is subject to change without notice, and should not be construed as a commitment by Aptiv Digital, Inc. Aptiv Digital, Inc. assumes no responsibility or liability for any errors or inaccuracies that may appear in this document or for any omissions. Except as permitted by such license, no part of this publication may be reproduced, stored in a retrieval system, transmitted, adapted, or translated in any form or by any means without prior written authorization of Aptiv Digital, Inc.

This product is protected under US Patent #6,400,379.

#### **Trademarks**

Aptiv Digital™ and the Aptiv Digital logo are trademarks of Aptiv Digital, Inc., QuickInfo™, and QuickMenu™ are trademarks of Aptiv Digital, Inc. TruSurround® is a registered trademark of SRS Labs, Inc. All other product names mentioned in this document are trademarks of their respective owners.

Aptiv Digital, Inc.  
2210 W. Olive Avenue  
Burbank, CA 91506

©2006 RCN Telecom Services, Inc. All rights reserved. 4534 09/06